

ANDREAS WILDE

SOVIET KITCHEN



RULEBOOK





The Soviet Kitchen

WWII is ending in Soviet Union. You're a troop of field-chefs cooperating to create meals out of hardly available ingredients. Whatever you find at the front (even if it doesn't seem that edible on first sight) can be put in the meat grinder! As long as you deliver a feast for your comrades eyes, nobody will dare to doubt your skills.

The sausage is not red enough? Some rusty nails will do! Your mush looks like vomit? Yellow sand gives it the right color! Sounds horrible? You just take care of Mother Russia and she sure is hungry! But careful! Of course, you don't want to kill your guests while working your way from rags to Soviet gourmet-chefs!




Preparations

Before you start playing, make sure:

- Your smartphone/tablet is not a potato. (See FAQ on devices)
 - Your device is charged or cabled.
 - You've downloaded Soviet Kitchen from the Play Store or App Store (for free!)
 - Everyone can see the screen and you are not under the open sky (See FAQ)
- > Ok, enter the Soviet Kitchen Main Menu, and off we go!

Registration at HYBR

Register a HYBR-Profile to back up your game and make it available on different devices. You also need an account to join the **Global Highscore!** All we want is your mail address. Don't you worry Sir, we treat your data just as we want ours to be treated (like the Krabby Patty secret formula).



What's cooking?

Use the in-game tutorial to start easy!

Play me!

Nooo! Don't you read this rulebook! Just download the Soviet Kitchen app and start. The app will guide you! If things seem strange you can still take this booklet as additional source of wisdom or look for HYBR on YouTube. For all remaining questions write us at facebook.com/hybrgames or service@hybr.co

What you deserve is what you get!

And that's **107 cards** and the **Soviet Kitchen App**! 55 ingredient cards are ready from the very start. During the game you unlock new cards bundle by bundle.



Object of the game

Coordinate with your teammates to mix the ordered food color and avoid overdosing Mother Russia! Master all 21 missions and earn a ton of Ruble OR face the challenges to excel yourself again and again and beat the global highscore!

Game Modes



Story Mode

Story mode contains 22 missions for you and your fellow comrades. These missions will bring you from Kitchen Duty up to the Kremlin's Gourmet kitchen. Every mission is different concerning its target, its menu and the expectations of your customers.



Challenge Mode

Face your favourite challenges! New Challenges can be unlocked while playing the Story-Mode!

Global Highscore

Compare your performance to people from all over the world! (Don't you cry - anyone with a higher rank than you is a cheater! And everyone below is obviously a noob)



What's on the table...

*comrade processes
squirrel for the
sake of its
color*

DON'T LOOK HERE STUPID!

Discard Pile
(aka Leftover Pile)

Meat Grinder App

Draw Pile

Your Hand
(The cards are fine,
you just suck.)



Get the party started!

- Start your desired game mode, select the number of players and shuffle your deck.
- Deal the cards according to the app. Beware, the number of cards per player depends on the mission and the number of players. So always listen to the holy app!

Yes, you are a team, but you may **never look at your comrades cards** (unless they are played).

You may however **say anything** you want, even the title of the cards.

Toxication value

Toxic or Radioactive

Unique color

Title

Special Features

Boom



#Tip for tight-lipped comrades

Use the color wheel on the back of the draw pile to communicate on what your ingredients look like and what your mixture could give.

Mission Briefing

Minimum color similarity
to not lose a life

>40% 

3x 

max 3 

Lives.

The little matryoshka shows
you how many lives you've got
left.

Your objective.
Hit it to unlock the
next mission

OBJECTIVE



Kill the dogs!
(aaaaw...)

If your food is declined or you
hit the tox-o-meter, you lose
one matryoshka!
(Luckily, you charge poisoned
guests before they die!)

Bonus objectives.
For Achievers.

BONUS



Make 1200 



Reach 90% once

#Tip for artists

Soviet guests are not only looking at the hue of your color, but also consider saturation and brightness.


Radish, salt, go!

1 - Look closely at the ordered menu. Each dish contains 2 to 4 components.

(Their colors are generated randomly and are always different.)

You will need to mix the ingredients from your hand so they match the color of the order as precisely as possible.

2 - Once you have the order in mind, press '**Grind!**' to fabricate your first component. So exciting!



#Tip: 50 Shades of Grey

Don't have the right color? 2 players can try to use opposite colors on the color-wheel. The resulting grey is still better than a completely wrong color (brightness is still relevant).

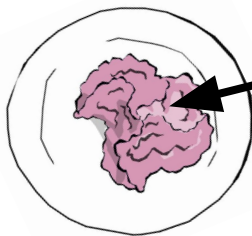
3 - Discuss with your comrades on how your ingredients might play together (but never show your card!). Do you have an idea already?

Swetlana starts comparing:

'I have a deep purple on the hand, but it's way too dark. Can someone brighten up our cabbage? With, like... a bright orange?'

Stephan:

'One of my colors is like bright sand but I have purple too.'



Grinding ingredients = Scanning cards

4 - Every player plays **one** ingredient card (2 in solo mode) by holding it about one foot (20cm) above the front camera of the device. It reads the QR-code on the back. The sequence of playing is up to you. Once you scanned your ingredient, put your card on the discard pile.



5- After each player has contributed to the grinder, it shows you the result of your efforts. The app compares your creation to the order and shows you the percentage of similarity. Your meal was declined? Sorry, not sorry: You lose a life!

Game variation for Pros

To increase difficulty try this: Each player chooses and plays his card face down on the table before all cards are scanned. This way you need to cooperate even closer.



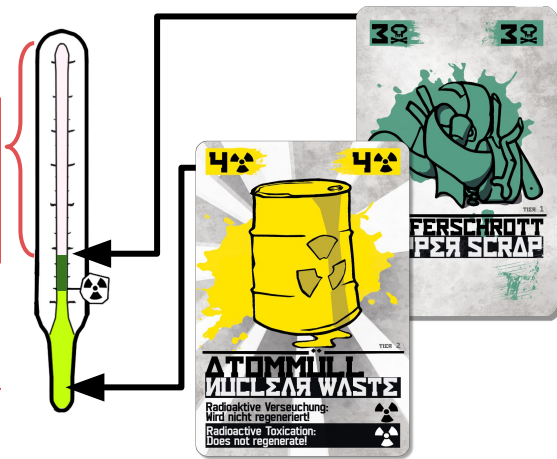
Toxicity, Radioactivity and Regeneration

6 - We intoxicate people, omg! The Tox-o-meter always shows how toxicated and contaminated your customer is. The intoxication value in the upper left corner of the card shows the ingredients' impact on intoxication and radioactive contamination.

Radioactive contamination does **not** regenerate by normal means.

7- Regeneration

After each dish, the toxication level decreases by exactly THIS amount.



The bill, please!

8 - Once you cooked each component, your dish is served. The percentages of similarity of each component add up to your wages. The better your color-mixing skills, the more ruble you earn!

This order				
58	+	88	+	87
<hr/>				
233				
RUB				

Next, please!

9 - Look at the app to see how many cards to redraw! Once the draw pile is used up, shuffle the discard pile and use it as new draw pile.

Economy of scarcity: In case that you lost a life, each player draws **one card less** in the next round.

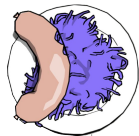


#Tip: Kamikaze

Your customers won't make it? Just go All-in! Get rid of very toxic cards and be better off next round!

Menu

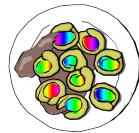
These meals can be ordered:



Cabbage and Sausage - A simple menu consisting of 2 colored components. An all time favourite!



Mush, Sausage and Sauce - The solid dish for your daily customers. Mush, Sausage and Sauce - 3 components in different colors.



Pelmeni with Sauce - A Russian speciality with 3 components. The filling is hidden so fill the Pelmeni with whatever you like. No one will ever see it! You cheesy monkey!



Blini with Caviar and Cream - That's a meal reserved for the big fish in Soviet Union. 3 Components. One's always white, one's black. Guess which is which!

FAQ

Why not play Soviet Kitchen under the open sky or in high spaces?

There are multiple reasons, some of them you may find in the bible or other holy books. Honestly, it messes with the phone's autofocus. Most devices are fine with it though.

Can my device play Soviet Kitchen? Does it work with a gameboy?

No. If your smartphone has a front camera, android 5.0, iOS 10 or younger, you will almost certainly be able to play. If it doesn't work on your phone, ask your richest friend for his/her phone. Otherwise contact us for bug fixing for refund and a big sorry! (service@hybr.co)

Can I play Soviet Kitchen without a digital device?

No. No. No... Wait!... No.

Can we play Soviet Kitchen offline?

Yes we can. Unfortunately the global highscore won't be available in your favourite lodge in the woods. Also we can't save your progress on our servers.

Scanning doesn't work, Fk it!**

Try the following:


1. The QR-code is in the center of the backside of your card, and the front camera is usually above the screen. Do you really hold the code right above the camera?
2. Do you like to wiggle your hands? Your camera doesn't like that!
3. The best height for scanning is somewhere between $\frac{1}{2}$ and 1 foot (20cm). It doesn't matter how big your very feet actually are, so keep them to the floor.
4. Last idea: Change the light situation. Have you ever tried opening the curtains? So bright!
5. Last last idea: Is your front camera broken maybe?

How does the color comparison work?

Our color comparison is based on the CIELAB Color Space. Some clever guys found out that people are very good at differentiating between certain types of color and very bad at others. Especially colors around the purple area are a mystery to most people. Our algorithm takes all this into account.

Will I be able to play Soviet Kitchen forever?

We will provide the app for as long as a handful of people play it. Pinky promise!



This game belongs to:

my HYBR-username: _____

my HYBR-password: _____



HYBR



Attention: Game may contain traces of nuclear waste.